


What you can do

- ✔ **Order repeat prescriptions** - available medicines, request a new repeat script and a pharmacy for them to be sent to 
- ✔ **Check your symptoms** - search trusted NHS advice on hundreds of conditions and treatments 
- ✔ **View your medical record and download documents** - securely access your GP medical record, test results, allergies and meds (from the date specified by your Surgery) 
- ✔ **View and download test results and vaccination certificates** 
- ✔ **Read messages from the surgery** 
- ✔ **Initiate online consultations** - Non urgent medical advice via eConsult 
- ✔ **Change your nominated pharmacy** - for repeat prescriptions 
- ✔ **Help someone else** – using a linked profile (and proxy access) 
- ✔ **Use your NHS Login for other Apps** - like BP@Home, PillTime or Airmid 

What you cannot do

- ✘ **Booking and cancel appointments** - certain appointments can be booked via a link sent by sms or email
- ✘ **Update your home contact details**
- ✘ **Upload information to your medical record**

Getting started

For anyone aged 13 and over, registered with an NHS GP, with a mobile and email address

Scan the QR code to register or visit:
<https://www.nhsapp.service.nhs.uk/login>



SCAN ME

Use your computer, tablet or mobile phone



The NHS App does not store any patient data, it views your health info held by your GP.




Help and support

If you have any **general problems** go to 'Help' in the top right corner of the app or visit <https://nhs.uk/helpmeapp>

For more **specific error messages** visit <https://help.login.nhs.uk/error-message-support>

Your NHS Login

West Dorset Patient Guide



Working on behalf of:
Ammonite Health Partnership
Barton House Surgery
Lyme Bay Medical Practice

Register at home

Installing the app - open the App Store or Google Play, search for 'NHS App' and install



BASIC LOGIN

Create your NHS Login on a computer, tablet or smartphone:
<https://www.nhsapp.service.nhs.uk/login>



Enter your **email**, press continue, choose a **password** and accept the NHS login terms and conditions

Enter the security code sent to your email, press continue

Enter your **mobile**, press continue
Enter the security code sent to your mobile phone

You now have a basic NHS Login

FULL ACCESS

You need to prove who you are to access your health record, personal info and other services



Take a photo of your ID (passport or driving license)

Complete a **face scan** using your phone, to match your face with the ID

Option 1

Record a **video** of your face and say 4 randomly generated numbers (or use BSL or write and show them)

Option 2

Enter your **date of birth**

Enter your **name** and **postcode** or **NHS number**

Your identity will be confirmed within a few hours

NO PHOTO ID?

Visit your **GP Surgery** and request the details of your online account.



1. the **unique code of your GP Surgery**, known as the ODS code
J81076 (Ammonite), J81647 (Lyne), J81074 (Barton)

2. your **account ID**
e.g. donotusel001

3. a linkage key or a **passphrase**
e.g. tb7RTuT

Go to the NHS Login, select '**How to prove who you are without photo ID**', select 'Yes - I use online services', select 'Yes - I have all 3 details', enter online account details, **name** and **date of birth**

Your identity will be confirmed within a few hours

How to use the App

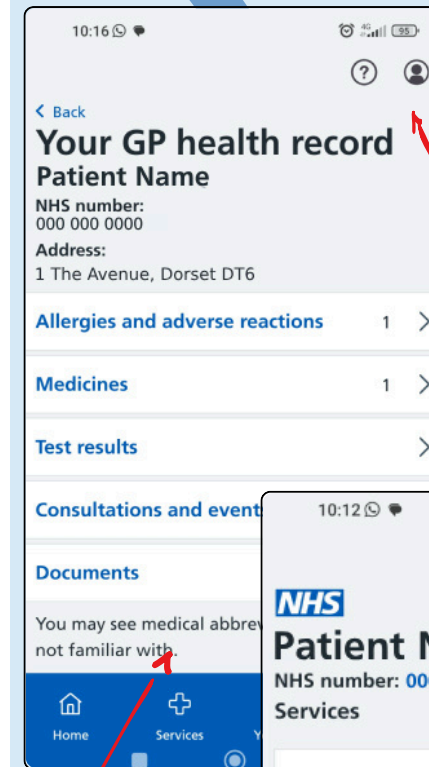
Your health record - view your information up to a date agreed by your GP Surgery

Your non-urgent repeat prescriptions - view your orders or request a repeat script to be signed off by your GP and sent to your preferred pharmacy.

Help someone else - if someone you are caring for has consented to your proxy access of their record

Non urgent medical advice - complete an eConsult without having to resubmit your personal info, click 'Services' then select 'Contact your GP about a health problem'

To permit someone else to access your medical record or other health services on your behalf, request & complete a PROXY ACCESS FORM



To go back to the main page of the App, choose the 'Back' link (top left) or the Home button (bottom left)

